

Government of India  
Ministry of Housing and Urban Affairs  
(HFA-V Division)

\*\*\*\*\*

Room No. 3, Technical Cell, Gate No. 7,  
Nirman Bhawan, New Delhi-110011

Dated: 22.07.2025

To

The Pay & Accounts Officer (Sectt.),  
Ministry of Housing & Urban Affairs,  
Nirman Bhawan, New Delhi-110011

**Sub.: Mother sanction for release of Rs. 14.61 lakh to State Govt. of Andhra Pradesh as 2<sup>nd</sup> & final installment of Central Assistance for SLTC and 87 CLTCs for FY 2024-25 under Capacity Building activities of PMAY-U Mission - reg.**

Sir,

I am directed to convey the mother sanction of the Competent Authority to release an amount of **Rs. 14,61,000/- (Rupees Fourteen Lakh and Sixty One Thousand only)** to State Govt. of Andhra Pradesh as 2<sup>nd</sup> & final installment of Central Assistance for SLTC with 8 Specialists and 87 CLTCs with 152 Specialists for FY 2024-25 under Capacity Building activities of Pradhan Mantri Awas Yojana - Urban (PMAY-U) Mission under SLS AP426 – CAPACITY BUILDING SLTC&CLTC/TPQM/HFAPoA 1989 through SNA SPARSH. Details are enclosed at **Annexure-I & II** and also as under:

(Rs. in lakh)

S. No.	Particulars	Total expenditure incurred by the State	Admissible expenditure as per CB norms	Admissible Central Assistance (75%)	Funds already released as 1 <sup>st</sup> installment of Central Assistance for FY 2024-25	Funds being released in this sanction as 2 <sup>nd</sup> & final installment of Central Assistance for FY 2024-25
i.	SLTC with 8 Specialists	64.20	64.20	48.15	36.68	11.47
ii.	87 CLTCs with 152 Specialists	824.96	820.64	615.48	612.34	3.14
<b>Total</b>		<b>889.16</b>	<b>884.84</b>	<b>663.63</b>	<b>649.02</b>	<b>14.61</b>

2. Earlier, fund of Rs. 649.02 lakh (Rs. 36.68 lakh for SLTC and Rs. 612.34 lakh for 121 CLTCs) was released to State Govt. of Andhra Pradesh as 1<sup>st</sup> installment of Central Assistance for SLTC with 10 Specialists and 121 CLTCs with 309 Specialists for FY 2024-25 along with Rs. 4.01 lakh as 2<sup>nd</sup> & final instalment of Central Assistance for SLTC with 8 Specialists for FY 2023-24 by adjusting unspent Central Assistance of Rs. 5.57 lakh released for 109 CLTCs with 154 Specialists for FY 2023-24 under PMAY-U Mission vide sanction letter No. N-11015/1/2018-HFA-III-UD (FTS-9034847) dated 20.08.2024. The State Govt. has submitted the entire Utilization Certificates (UCs) against the said release, which is **attached** herewith.

3. The State has deployed more than 4 Specialists in one CLTC viz. Visakhapatnam (GVMC) for FY 2024-25 as per its requirement, which has been approved by the Competent Authority as per the provisions under Capacity Building guidelines of PMAY-U Mission.





4. State Govt. of Andhra Pradesh has also submitted the documents required for release of 2<sup>nd</sup> & final installment of Central Assistance for SLTC with 8 Specialists and 87 CLTCs with 152 Specialists for FY 2024-25 under Capacity Building activities of PMAY-U Mission.

5. The above grant is subject to the following conditions:

- i. The State will comply with the terms and conditions stipulated in the guidelines, CSMC directions and instructions issued by this Ministry.
- ii. The State will utilize the sanctioned grant for the purpose for which it is released. The State Government/Nodal Agency shall furnish physical and financial progress reports every quarter.
- iii. The State will furnish the Expenditure Statement/UC as per GFR 2017 along with the details of Specialists engaged subject to financial norms approved by 1<sup>st</sup> CSMC as well as adherence to scheme guidelines.
- iv. Further installment of funds will be considered on receipt of expenditure statement/UC from the State Govt. along with details of specialists engaged subject to financial norms approved by 1<sup>st</sup> CSMC as well as adherence to scheme guidelines, furnishing clarifications/supporting documents and submission of pending UCs under RAY, if any.
- v. The State Govt./Nodal Agency shall strictly monitor the progress of the preparatory work. All bills/voucher etc. should be safely kept at SLNA level for future audit and other references.
- vi. The amount of Central Assistance approved will form a part of capacity building plan of the State under PMAY-U mission.
- vii. Transfer of funds to different entities, if any may be made through PFMS, as applicable and where there is an element of cash transfer to individuals, the same may be made through DBT/EAT module of PFMS mode, as applicable.
- viii. Any unspent balance lying in State Treasury/SNA Accounts prior to onboarding of the State Government on SNA SPARSH will be subject to guidelines issued by Department of Expenditure (DoE) from time to time.

6. The expenditure involved is debitable to the following Head of Account under Demand No. 60 of Ministry of Housing and Urban Affairs for the year 2025-26.

Major Head	3601	Grants-in-aid to State Governments
Sub-Major Head	06	Centrally Sponsored Scheme
Minor Head	101	Central Assistance/Share
Sub Head	31	Pradhan Mantri Awas Yojana (Urban)
Detailed Head	01	Assistance to State Govts.
Object Head	31.01.31	Grants-in-Aid-General

7. This admissible Central liability will be released to the Government of Andhra Pradesh on demand through SNA SPARSH only or/and as per the latest guidelines of DoE. As the State has onboarded on SNA SPARSH, all the committed liabilities shall be released in SNA SPARSH only. The State Government is required to contribute approved matching State share under the scheme. State to ensure timely release of matching State share.

8. As per rule 236(1) of GFR, 2017, the relevant accounts of the Grantee Institution(s)/Organisation(s) shall be open to inspection by the sanctioning authority and audit, both by the Comptroller and Auditor General of India under the provision of CAG (DPC) Act 1971 and internal audit by the Principal Accounts Office of the Ministry or Department, whenever the Institution or Organisation is called upon to do so.

9. This issues with the concurrence of the Integrated Finance Division vide **Notes # 61-63 of even number dated 12.06.2025.**

10. The sanction has been registered at **S. No. 93** of the Grants-in-Aid Register of the HFA Division for the year 2025-26.

Yours faithfully,



(B.K. Mandal)


Under Secretary to the Govt. of India

Tel.: 011-23063285

**Encl.: As above.**

**Copy to:**

1. Secretary, MA & UD Department, Govt. of Andhra Pradesh, 2<sup>nd</sup> Block, AP Secretariat, Amravati, Andhra Pradesh-522238
2. Accountant General (A&E), Andhra Pradesh
3. Reserve Bank of India, CAS, Nagpur
4. NITI Aayog, SP Divn./FR Divn., Sansad Marg, New Delhi-1100014
5. DDG (HFA), MoHUA
6. Joint Dir. (IFD), MoHUA
7. DS (Budget), MoHUA
8. Section Officer (Admn-II), MoHUA, Nirman Bhawan, New Delhi
9. PMU (MIS), HFA Directorate
10. Dy. Chief (MIS), HFA Directorate may place this sanction at appropriate place on the website of the Ministry
11. Sanction folder



(B.K. Mandal)

Under Secretary to the Govt. of India



## Annexure-I

## Details of SLTC for FY 2024-25 in respect of State of Andhra Pradesh

(Amount in Rs.)

S. No.	Designation of the Specialists	Educational Qualification	Date of Joining	Date of Resignation	No. of completed months for which Specialists have worked	Salary per month paid by the State	Admissible salary per month as per CB norms	Total expenditure as per CB norms	Total expenditure incurred by the State	Total admissible expenditure as per CB norms	Admissible Central Assistance (75%)
1	MIS Specialist	Post Graduate	01.03.2017	-	12	70,000	85,000	10,20,000	8,40,000	8,40,000	6,30,000
2	GIS Specialist	Post Graduate	06.04.2017	-	12	70,000	85,000	10,20,000	8,40,000	8,40,000	6,30,000
3	Municipal Finance Specialist	Post Graduate	06.11.2017	-	12	70,000	85,000	10,20,000	8,40,000	8,40,000	6,30,000
4	Urban Planner	Post Graduate	02.11.2017	-	12	70,000	85,000	10,20,000	8,40,000	8,40,000	6,30,000
5	Housing Finance Specialist	Post Graduate	02.11.2017	-	12	70,000	85,000	10,20,000	8,40,000	8,40,000	6,30,000
6	Urban Infrastructure Specialist	Graduate	06.11.2017	-	12	55,000	70,000	8,40,000	6,60,000	6,60,000	4,95,000
7	Environment Specialist	Post Graduate	31.10.2017	-	12	60,000	85,000	10,20,000	7,20,000	7,20,000	5,40,000
8	Capacity Building Specialist	Post Graduate	14.04.2017	-	12	70,000	85,000	10,20,000	8,40,000	8,40,000	6,30,000
Total						5,35,000	6,65,000	79,80,000	64,20,000	64,20,000	48,15,000

Admissible Central Assistance for SLTC for FY 2024-25= Rs. 48.15 lakh  
Fund already released as 1st installment of Central Assistance for SLTC for FY 2024-25= Rs. 36.68 lakh  
Fund being released as 2nd & final installment of Central Assistance for SLTC for FY 2024-25= Rs. 11.47 lakh

## Details of CLTCs for FY 2024-25 in respect of State of Andhra Pradesh

(Amount in Rs.)

S. No.	Name of CLTC	Urban Population	Designation of the Specialists	Educational Qualification	Date of Joining	Date of Resignation	No. of completed months for which Specialists have worked	No. of months for which salary has been paid by the State	Salary per month paid by the State	Admissible salary per month as per CB norms	Total expenditure as per CB norms	Total expenditure incurred by the State	Total admissible expenditure as per CB norms	Admissible Central Assistance (75%)
1	Addanki	40,353	SDS & CBS	Post Graduate	10.12.2018	-	12	-	45,000	45,000	5,40,000	5,28,382	5,28,382	3,96,287
2	Adoni	1,84,625	MIS	Post Graduate	09.04.2017	-	12	-	45,000	45,000	5,40,000	5,40,000	5,40,000	4,05,000
3			SDS	Post Graduate	13.04.2017	-	12	-	45,000	45,000	5,40,000	5,40,000	5,40,000	4,05,000
4	Allagadda	41,697	SDS	Post Graduate	01.01.2019	-	12	-	45,000	45,000	5,40,000	5,40,000	5,40,000	4,05,000
5	Amadalavalasa	39,799	MCES	Post Graduate	12.12.2018	-	12	-	40,000	45,000	5,40,000	3,80,387	3,80,387	2,85,290
6	Amalapuram	53,231	SDS	Post Graduate	12.12.2018	-	12	-	45,000	45,000	5,40,000	5,40,000	5,40,000	4,05,000
7	Anantpur	2,61,004	HFS	Post Graduate	13.04.2017	-	12	-	45,000	45,000	5,40,000	5,40,000	5,40,000	4,05,000
8			MIS	Post Graduate	11.12.2018	-	12	-	40,000	45,000	5,40,000	4,80,000	4,80,000	3,60,000
9	Atmakur	45,703	MCES	Post Graduate	13.04.2017	-	12	-	35,000	45,000	5,40,000	4,11,841	4,11,841	3,08,881
10	Badvel	41,807	MIS	Post Graduate	10.12.2018	-	12	-	45,000	45,000	5,40,000	5,40,000	5,40,000	4,05,000
11			SDS	Post Graduate	13.12.2018	-	12	-	45,000	45,000	5,40,000	5,26,834	5,26,834	3,95,126
12	Bhinaravaram	1,46,961	MIS & SDS	Post Graduate	11.12.2018	-	12	-	45,000	45,000	5,40,000	5,40,000	5,40,000	4,05,000
13			SDS & IEC	Post Graduate	18.12.2018	-	12	-	45,000	45,000	5,40,000	5,40,000	5,40,000	4,05,000
14			SDS	Post Graduate	14.04.2017	-	12	-	45,000	45,000	5,40,000	5,40,000	5,40,000	4,05,000
15	Bobbili	56,819	MIS	Post Graduate	10.12.2018	-	12	-	45,000	45,000	5,40,000	5,40,000	5,40,000	4,05,000
16			MCE & MIS	Graduate	10.12.2018	-	12	-	40,000	35,000	4,20,000	4,80,000	4,20,000	3,15,000
17	Chilakaluripeta	1,01,398	SDS	Post Graduate	10.04.2017	-	12	-	45,000	45,000	5,40,000	5,40,000	5,40,000	4,05,000
18			SDS & MIS	Post Graduate	13.12.2018	-	12	-	45,000	45,000	5,40,000	5,40,000	5,40,000	4,05,000
19	Chinakurthy	30,253	SDS & CBS	Post Graduate	11.12.2018	-	12	-	45,000	45,000	5,40,000	5,40,000	5,40,000	4,05,000
20	Chirala	89,378	HFS	Post Graduate	10.04.2017	-	12	-	45,000	45,000	5,40,000	5,40,000	5,40,000	4,05,000
21	Chittoor	1,60,772	SDS	Post Graduate	09.04.2017	-	12	-	45,000	45,000	5,40,000	5,40,000	5,40,000	4,05,000
22			MIS	Post Graduate	14.12.2018	-	3	3	45,000	45,000	1,35,000	95,468	95,468	71,601
23			MIS	Post Graduate	09.04.2017	-	12	-	55,000	60,000	7,20,000	6,60,000	6,60,000	4,95,000
24	Crisa	5,87,358	SDS	Post Graduate	13.04.2017	-	12	-	55,000	60,000	7,20,000	6,60,000	6,60,000	4,95,000
25			MIS	Post Graduate	13.12.2018	-	12	-	45,000	45,000	5,40,000	5,40,000	5,40,000	4,05,000
26	Dharmavaram	1,21,874	SDS & CBS	Post Graduate	10.12.2018	-	12	-	45,000	45,000	5,40,000	5,40,000	5,40,000	4,05,000
27			MIS	Post Graduate	14.12.2018	-	12	-	45,000	45,000	5,40,000	5,40,000	5,40,000	4,05,000
28			MCES	Diploma	09.04.2017	-	12	-	35,000	25,000	3,00,000	4,20,000	3,00,000	2,25,000
29	Eluru	2,01,020	MCES	Post Graduate	09.04.2017	-	12	-	45,000	45,000	5,40,000	5,40,000	5,40,000	4,05,000
30	Godavari	23,852	MIS	Post Graduate	10.12.2018	-	12	-	40,000	45,000	5,40,000	4,78,710	4,78,710	3,59,033
31	Godavari	1,18,167	MCES	Post Graduate	10.12.2018	-	12	-	45,000	45,000	5,40,000	5,40,000	5,40,000	4,05,000
32			MIS	Post Graduate	11.12.2018	-	12	-	45,000	45,000	5,40,000	5,40,000	5,40,000	4,05,000
33	Gudur	73,350	SDS	Post Graduate	10.12.2018	-	12	-	45,000	45,000	5,40,000	5,40,000	5,40,000	4,05,000
34			CBS & MIS	Post Graduate	10.12.2018	-	12	-	45,000	45,000	5,40,000	5,40,000	5,40,000	4,05,000
35	Guntakal	1,26,270	MIS	Post Graduate	10.12.2018	-	12	-	40,000	45,000	5,40,000	4,80,000	4,80,000	3,60,000
36			SDS	Post Graduate	13.04.2017	-	12	-	45,000	45,000	5,40,000	5,40,000	5,40,000	4,05,000
37	Guntur	6,70,073	SDS	Post Graduate	08.04.2017	-	12	-	50,000	60,000	7,20,000	6,00,000	6,00,000	4,50,000
38			CBS	Post Graduate	10.04.2017	-	12	-	55,000	60,000	7,20,000	6,60,000	6,60,000	4,95,000
39			MIS	Post Graduate	13.04.2017	-	12	-	55,000	60,000	7,20,000	6,60,000	6,60,000	4,95,000
40			MCES	Post Graduate	10.04.2017	-	12	-	55,000	70,000	8,40,000	6,60,000	6,60,000	4,95,000
41	GVMC	20,35,922	SDS	Post Graduate	08.04.2017	-	12	-	55,000	70,000	8,40,000	6,60,000	6,60,000	4,95,000
42			HFS	Post Graduate	13.04.2017	-	12	-	60,000	70,000	8,40,000	7,20,000	7,20,000	5,40,000
43			SDS	Post Graduate	13.04.2017	-	12	-	65,000	70,000	8,40,000	7,80,000	7,80,000	5,85,000
44			CBS	Post Graduate	13.04.2017	-	12	-	60,000	70,000	8,40,000	7,20,000	7,20,000	5,40,000
45	Hindupur	1,51,677	SDS & CBS	Post Graduate	11.12.2018	-	12	-	45,000	45,000	5,40,000	5,40,000	5,40,000	4,05,000
46	Ichchapuram	36,493	SDS & CBS	Post Graduate	12.12.2018	-	12	-	45,000	45,000	5,40,000	5,40,000	5,40,000	4,05,000
47	Jaggaiapeta	53,530	SDS	Post Graduate	10.12.2018	-	12	-	45,000	45,000	5,40,000	5,40,000	5,40,000	4,05,000
48	Jannardipudem	48,994	SDS & CBS	Post Graduate	10.12.2018	-	12	-	45,000	45,000	5,40,000	5,40,000	5,40,000	4,05,000
49			SDS	Post Graduate	10.12.2018	-	12	-	45,000	45,000	5,40,000	5,40,000	5,40,000	4,05,000
50	Kadapa	3,18,916	MIS	Post Graduate	10.04.2017	-	12	-	45,000	45,000	5,40,000	5,40,000	5,40,000	4,05,000
51			Env. Spl	Post Graduate	08.04.2017	-	12	-	45,000	45,000	5,40,000	5,40,000	5,40,000	4,05,000
52	Kakinada	3,12,538	SDS	Post Graduate	12.12.2018	-	12	-	45,000	45,000	5,40,000	5,40,000	5,40,000	4,05,000



53	Kandukur	57,246	SDS	Post Graduate	10.04.2017	-	12	-	45,000	45,000	5,40,000	5,40,000	5,40,000	4,05,000
54	Kanigiri	37,420	SDS & CBS	Post Graduate	07.12.2018	-	12	-	45,000	45,000	5,40,000	5,40,000	5,40,000	4,05,000
55			SDS & CBS	Post Graduate	10.12.2018	-	12	-	45,000	45,000	5,40,000	5,40,000	5,40,000	4,05,000
56	Kavali	90,099	CBS & MIS	Post Graduate	10.12.2018	-	12	-	45,000	45,000	5,40,000	5,40,000	5,40,000	4,05,000
57			SDS	Post Graduate	13.04.2017	-	12	-	55,000	60,000	7,20,000	6,60,000	6,60,000	4,95,000
58	Kurnool	5,04,327	HFS	Post Graduate	09.04.2017	-	12	-	55,000	60,000	7,20,000	6,60,000	6,60,000	4,95,000
59			SDS	Post Graduate	08.04.2017	-	12	-	55,000	60,000	7,20,000	6,60,000	6,60,000	4,95,000
60			MIS	Post Graduate	10.04.2017	-	12	-	55,000	60,000	7,20,000	6,60,000	6,60,000	4,95,000
61	Machilipatnam	1,69,892	SDS	Post Graduate	13.04.2017	-	12	-	55,000	45,000	5,40,000	5,40,000	5,40,000	4,05,000
62			CBS	Post Graduate	10.12.2018	-	12	-	45,000	45,000	5,40,000	5,40,000	5,40,000	4,05,000
63	Madanapalle	1,80,180	MIS	Post Graduate	25.03.2021	-	12	-	44,000	45,000	5,40,000	5,40,000	5,40,000	4,05,000
64	Mandapeta	56,063	SDS	Post Graduate	10.12.2018	-	12	-	45,000	45,000	5,40,000	5,40,000	5,40,000	4,05,000
65			SDS	Post Graduate	10.12.2018	-	12	-	45,000	45,000	5,40,000	5,40,000	5,40,000	4,05,000
66	Mangalagiri	1,07,197	CBS & MIS	Post Graduate	07.12.2018	-	12	-	45,000	45,000	5,40,000	5,40,000	5,40,000	4,05,000
67	Markapur	71,092	CBS & MIS	Post Graduate	07.12.2018	-	12	-	45,000	45,000	5,40,000	5,40,000	5,40,000	4,05,000
68			MCE	Post Graduate	10.12.2018	-	12	-	40,000	45,000	5,40,000	4,80,000	4,80,000	3,60,000
69	Mydukur	44,454	MCE	Post Graduate	10.04.2017	-	12	-	40,000	45,000	5,40,000	4,80,000	4,80,000	3,60,000
70			MIS & IEC	Post Graduate	10.12.2018	-	12	-	40,000	45,000	5,40,000	4,80,000	4,80,000	3,60,000
71	Naidupeta	40,828	MIS	Post Graduate	10.12.2018	-	12	-	40,000	45,000	5,40,000	4,80,000	4,80,000	3,60,000
72	Nandiyala	2,11,424	SDS	Post Graduate	13.04.2017	-	12	-	45,000	45,000	5,40,000	5,40,000	5,40,000	4,05,000
73	Narasapuram	1,17,449	SDS	Post Graduate	10.12.2018	-	12	-	45,000	45,000	5,40,000	5,40,000	5,40,000	4,05,000
74			MIS	Post Graduate	17.01.2019	-	12	-	45,000	45,000	5,40,000	5,40,000	5,40,000	4,05,000
75	Narasaraopeta	1,17,449	HFS	Post Graduate	10.04.2017	-	12	-	40,000	45,000	5,40,000	4,80,000	4,80,000	3,60,000
76			MIS	Post Graduate	10.04.2017	-	12	-	45,000	45,000	5,40,000	5,40,000	5,40,000	4,05,000
77	Narsipatnam	46,535	SDS	Post Graduate	10.12.2018	-	12	-	45,000	45,000	5,40,000	5,40,000	5,40,000	4,05,000
78			MIS	Post Graduate	10.12.2018	-	12	-	45,000	45,000	5,40,000	5,40,000	5,40,000	4,05,000
79	Neelmarla	26,259	SDS	Post Graduate	13.04.2017	-	12	-	45,000	45,000	5,40,000	5,40,000	5,40,000	4,05,000
80			SDS	Post Graduate	13.04.2017	-	12	-	55,000	60,000	7,20,000	6,54,500	6,54,500	4,90,875
81	Nellore	5,47,621	MIS	Post Graduate	09.04.2017	-	12	-	60,000	60,000	7,20,000	7,20,000	7,20,000	5,40,000
82			SDS	Post Graduate	08.04.2017	-	12	-	65,000	7,20,000	7,20,000	7,20,000	7,20,000	5,40,000
83	Nidadavole	43,809	CBS & MCE	Post Graduate	10.12.2018	-	12	-	40,000	45,000	5,40,000	4,80,000	4,80,000	3,60,000
84			SDS	Post Graduate	12.12.2018	-	12	-	45,000	45,000	5,40,000	5,40,000	5,40,000	4,05,000
85	Nuziveedu	58,590	HFS	Post Graduate	11.12.2018	-	12	-	45,000	45,000	5,40,000	5,40,000	5,40,000	4,05,000
86			MIS	Post Graduate	10.12.2018	-	12	-	45,000	45,000	5,40,000	5,40,000	5,40,000	4,05,000
87	Ongole	2,04,746	SDS	Post Graduate	11.12.2018	-	12	-	45,000	45,000	5,40,000	5,40,000	5,40,000	4,05,000
88			HFS	Post Graduate	29.04.2017	-	12	-	40,000	45,000	5,40,000	4,80,000	4,80,000	3,60,000
89	Palakollu	81,199	CBS & SDS	Post Graduate	10.12.2018	-	12	-	45,000	45,000	5,40,000	5,40,000	5,40,000	4,05,000
90			SDS & HEPs	Post Graduate	12.12.2018	-	12	-	45,000	45,000	5,40,000	5,40,000	5,40,000	4,05,000
91	Palakonda	31,425	MCE & SDS	Post Graduate	11.12.2018	-	12	-	40,000	45,000	5,40,000	4,80,000	4,80,000	3,60,000
92			SDS	Post Graduate	30.04.2017	-	12	-	45,000	45,000	5,40,000	5,40,000	5,40,000	4,05,000
93	Palasa kastibugga	57,507	SDS	Post Graduate	10.12.2018	-	12	-	45,000	45,000	5,40,000	5,40,000	5,40,000	4,05,000
94			MCE	Post Graduate	13.12.2018	-	12	-	45,000	45,000	5,40,000	5,40,000	5,40,000	4,05,000
95	Parvathipuram	53,844	SDS	Post Graduate	13.11.2017	-	12	-	45,000	45,000	5,40,000	5,40,000	5,40,000	4,05,000
96	Pedana	30,721	MECE	Graduate	10.12.2018	-	12	-	35,000	35,000	4,20,000	4,20,000	4,20,000	3,15,000
97	Peddapuram	49,477	SDS	Post Graduate	10.12.2018	-	12	-	45,000	45,000	5,40,000	5,40,000	5,40,000	4,05,000
98			MIS	Post Graduate	10.12.2018	-	12	-	45,000	45,000	5,40,000	5,40,000	5,40,000	4,05,000
99	Piduguralla	63,103	MIS	Post Graduate	25.02.2019	-	12	-	45,000	45,000	5,40,000	5,40,000	5,40,000	4,05,000
100			CBS & SDS	Post Graduate	03.01.2019	-	12	-	45,000	45,000	5,40,000	5,40,000	5,40,000	4,05,000
101	Pittapuram	54,859	MIS	Post Graduate	10.12.2018	-	12	-	45,000	45,000	5,40,000	5,40,000	5,40,000	4,05,000
102			SDS	Post Graduate	10.04.2017	-	12	-	45,000	45,000	5,40,000	5,40,000	5,40,000	4,05,000
103	Ponnuru	59,913	MIS	Post Graduate	13.12.2018	-	12	-	45,000	45,000	5,40,000	5,40,000	5,40,000	4,05,000
104			SDS	Post Graduate	11.12.2018	-	12	-	45,000	45,000	5,40,000	5,40,000	5,40,000	4,05,000
105	Proddatur	1,63,970	MIS	Post Graduate	10.12.2018	-	12	-	40,000	45,000	5,40,000	4,80,000	4,80,000	3,60,000
106	Pulivendula	65,706	MIS	Post Graduate	10.12.2018	-	12	-	45,000	45,000	5,40,000	5,40,000	5,40,000	4,05,000
107	Punganur	54,746	MIS	Post Graduate	14.12.2018	-	12	-	45,000	45,000	5,40,000	5,40,000	5,40,000	4,05,000
108	Puttaparthi	30,627	CBS & SDS	Post Graduate	14.12.2018	-	12	-	45,000	45,000	5,40,000	5,40,000	5,40,000	4,05,000
109			CBS & SDS	Post Graduate	14.12.2018	-	12	-	45,000	45,000	5,40,000	5,40,000	5,40,000	4,05,000
110	Puttur	54,092	MIS & CBS	Post Graduate	14.12.2018	-	12	-	45,000	45,000	5,40,000	5,40,000	5,40,000	4,05,000
111	Rajamahendravaram	3,41,831	CBS & IEC	Post Graduate	10.12.2018	-	12	-	45,000	45,000	5,40,000	5,40,000	5,40,000	4,05,000
112			SDS	Post Graduate	09.04.2017	-	12	-	50,000	45,000	5,40,000	6,00,000	5,40,000	4,05,000
113	Rajampet	54,050	MCE	Post Graduate	10.12.2018	-	12	-	40,000	45,000	5,40,000	4,80,000	4,80,000	3,60,000
114	Ramachandrapuram	43,657	MCE	Post Graduate	10.12.2018	-	12	-	40,000	45,000	5,40,000	4,80,000	4,80,000	3,60,000

62/17



115			MCES	Post Graduate	08.04.2017	-	12	-	45,000	45,000	5,40,000	5,40,000	5,40,000	4,05,000
116	Rayachoty	91,234	SDS & CBS	Post Graduate	10.12.2018	-	12	-	40,000	45,000	5,40,000	4,80,000	4,80,000	3,60,000
117			MIS	Post Graduate	12.12.2018	-	12	-	40,000	45,000	5,40,000	4,80,000	4,80,000	3,60,000
118			MIS	Post Graduate	08.04.2017	-	12	-	45,000	45,000	5,40,000	5,40,000	5,40,000	4,05,000
119	Repalle	50,866	HFS	Post Graduate	12.12.2018	-	12	-	45,000	45,000	5,40,000	5,40,000	5,40,000	4,05,000
120			MIS/HFS	Post Graduate	10.12.2018	-	12	-	45,000	45,000	5,40,000	5,40,000	5,40,000	4,05,000
121	Saluru	49,533	SDS	Post Graduate	14.04.2017	-	12	-	45,000	45,000	5,40,000	5,40,000	5,40,000	4,05,000
122	Samarlakota	56,864	SDS	Post Graduate	10.12.2018	-	12	-	45,000	45,000	5,40,000	5,40,000	5,40,000	4,05,000
123			HFS	Post Graduate	13.04.2017	-	12	-	45,000	45,000	5,40,000	4,80,000	4,80,000	4,05,000
124	Sattenapalli	56,721	SDS & MIS	Post Graduate	10.12.2018	-	12	-	40,000	45,000	5,40,000	4,80,000	4,80,000	3,60,000
125			CBS & MIS	Post Graduate	10.12.2018	-	12	-	45,000	45,000	5,40,000	5,40,000	5,40,000	4,05,000
126	Srikakulam	1,35,367	MIS	Post Graduate	10.12.2018	-	12	-	45,000	45,000	5,40,000	5,40,000	5,40,000	4,05,000
127			MCE	Post Graduate	10.12.2018	-	12	-	40,000	45,000	5,40,000	4,80,000	4,80,000	3,60,000
128			MIS, SDS &	Post Graduate	11.12.2018	-	12	-	40,000	45,000	5,40,000	4,80,000	4,80,000	3,60,000
129	Srikalahasti	80,056	SDS & CBS	Post Graduate	14.12.2018	-	12	-	45,000	45,000	5,40,000	5,40,000	5,40,000	4,05,000
130			MIS	Post Graduate	07.12.2018	-	12	-	40,000	45,000	5,40,000	4,80,000	4,80,000	3,60,000
131	Sullurupeta	35,307	CBS	Post Graduate	10.12.2018	-	12	-	45,000	45,000	5,40,000	5,40,000	5,40,000	4,05,000
132			CBS & MIS	Post Graduate	10.12.2018	-	12	-	40,000	45,000	5,40,000	4,74,754	4,74,754	3,56,066
133	Tadepalligudem	1,04,032	SDS	Post Graduate	12.12.2018	-	12	-	45,000	45,000	5,40,000	5,40,000	5,40,000	4,05,000
134			HFA & CBS	Post Graduate	12.12.2018	-	12	-	45,000	45,000	5,40,000	5,40,000	5,40,000	4,05,000
135	Tanuku	77,962	HFS	Post Graduate	09.04.2017	-	12	-	45,000	45,000	5,40,000	5,37,000	5,37,000	4,02,750
136	Tenali	1,64,937	SDS	Post Graduate	10.04.2017	-	12	-	45,000	45,000	5,40,000	5,40,000	5,40,000	4,05,000
137	Trupati	2,93,421	MIS	Post Graduate	31.12.2018	-	12	-	45,000	45,000	5,40,000	5,40,000	5,40,000	4,05,000
138			SDS	Post Graduate	10.12.2018	-	12	-	45,000	45,000	5,40,000	5,40,000	5,40,000	4,05,000
139	Truvuru	34,172	HFS	Post Graduate	13.12.2018	-	12	-	45,000	45,000	5,40,000	5,40,000	5,40,000	4,05,000
140			MCES	Post Graduate	10.12.2018	-	12	-	45,000	45,000	5,40,000	5,40,000	5,40,000	4,05,000
141	Venkatagiri	54,688	MCE	Post Graduate	10.12.2018	-	12	-	40,000	45,000	5,40,000	4,80,000	4,80,000	3,60,000
142			SDS	Post Graduate	10.04.2017	-	12	-	55,000	70,000	8,40,000	6,60,000	6,60,000	4,95,000
143			MIS	Post Graduate	14.04.2017	-	12	-	65,000	70,000	8,40,000	7,80,000	7,80,000	5,85,000
144	Vijayawada	10,21,806	Env. Spl	Post Graduate	13.04.2017	-	12	-	60,000	70,000	8,40,000	7,20,000	7,20,000	5,40,000
145			SDS	Post Graduate	06.12.2018	-	3	3	55,000	70,000	2,10,000	1,65,000	1,65,000	1,23,750
146	Virkonda	62,550	MIS	Post Graduate	10.12.2018	-	12	-	45,000	45,000	5,40,000	5,40,000	5,40,000	4,05,000
147	Vizianagaram	57,507	MIS	Post Graduate	11.12.2018	-	12	-	45,000	45,000	5,40,000	5,40,000	5,40,000	4,05,000
148			MIS	Post Graduate	18.12.2018	-	12	-	45,000	45,000	5,40,000	5,40,000	5,40,000	4,05,000
149	Vuyyuru	38,021	HFS	Post Graduate	10.04.2017	-	12	-	45,000	45,000	5,40,000	5,40,000	5,40,000	4,05,000
150			SDS	Post Graduate	13.04.2017	-	12	-	45,000	45,000	5,40,000	5,40,000	5,40,000	4,05,000
151	Yalamanchili	46,174	MIS	Post Graduate	15.12.2018	-	12	-	45,000	45,000	5,40,000	5,40,000	5,40,000	4,05,000
152	Yerraguntla	32,574	MIS & CBS	Post Graduate	10.12.2018	-	12	-	40,000	45,000	5,40,000	4,80,000	4,80,000	3,60,000
Total	87	--	152	--	--	--	--	--	69,64,000	72,20,000	8,56,05,000	8,24,95,876	8,20,63,876	Say Rs. 6,15,47,907 (lakh)

Fund already released as 1st instalment of Central Assistance for CLTCs for FY 2024-25= Rs. 612.34 lakh  
Fund being released as 2nd & final instalment of Central Assistance for CLTCs for FY 2024-25= Rs. 3.14 lakh





GENERAL FINANCIAL RULES 2017  
Ministry of Finance  
Department of Expenditure

FORM GFR 12C


GFR 12 – C  
[(See Rule 239)]


Sl. No.	Letter No. and date	Amount in Rs.	Description
1	N-11015/1/2018-HFA-III-UD (FTS-9034847), dtd: 20-08-2024	6,53,03,000.00	Certified that an amount of Rs.6,53,03,000/- (Rupees Six Crore Fifty-Three Lakh Three Thousand Only) was released from GoI under Capacity Building Activities of PMAY(U) Scheme towards remuneration of SLTC & CLTC for 2 <sup>nd</sup> and final instalment for FY:2023-24 and 1 <sup>st</sup> instalment for FY:2024-25. Against the released amount, Rs. 6,53,03,000/- have been utilised and the balance of Rs.0/-(Nil).
	Total	6,53,03,000.00	

2. Certified that I have satisfied myself that the conditions on which the grants-in-aid was sanctioned have been duly fulfilled/ are being fulfilled and that I have exercised the following checks to see that the money was actually utilized for the propose for which it was sanctioned. Kinds of checks exercised.

Kinds of checks exercised

1. SLTC CLTC Remuneration

  
Mission Director, PMAY (U)  
& Managing Director, APTIDCO,  
Vijayawada, A.P.  
**MISSION DIRECTOR, PMAY (U) &  
MANAGING DIRECTOR, APTIDCO,  
Government of Andhra Pradesh**

  
Principal Secretary to Govt.,  
M.A.&U.D. Department,  
A.P. Secretariat, Vijayawada  
**Principal Secretary to Government  
MA & UD Department  
Government of Andhra Pradesh  
A.P. Secretariat, Amaravati**

PS: The UC shall disclose separately the actual expenditure incurred and loans and advances given to suppliers of stores and assets, to construction agencies and like in accordance with scheme guidelines and in furtherance to the scheme objectives, which do not constitute expenditure at the stage. These shall be treated as utilized grants but allowed to be carried forward.